

How to Submit Shipping Bill (SB) Details for Re-Transmission to DGFT

Exporters can easily submit their Shipping Bill (SB) details for re-transmission through the ICEGATE Portal by following these simple steps:

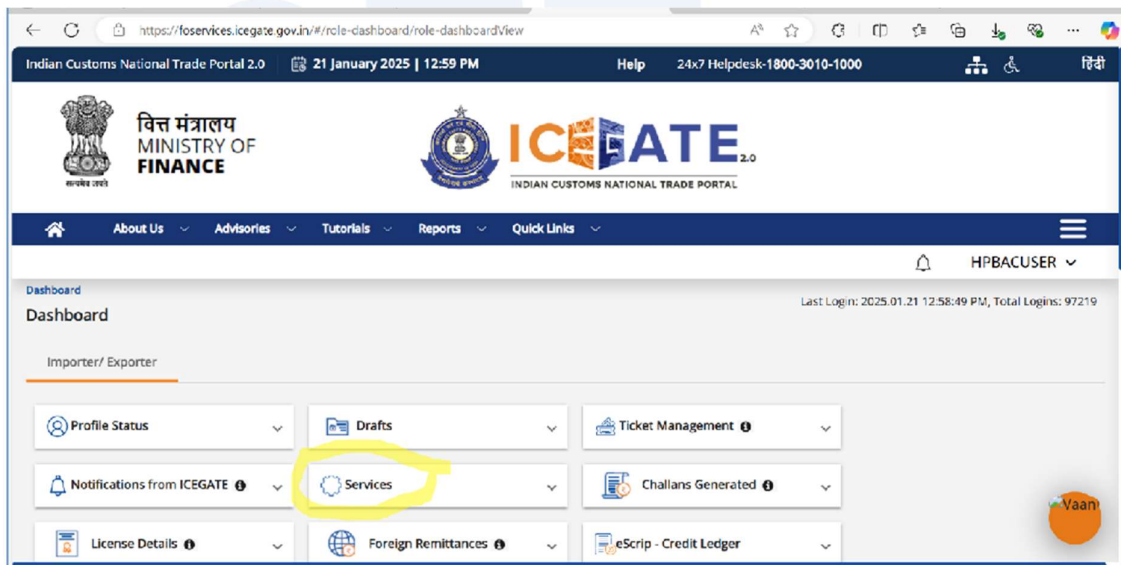
Step-by-Step Process:

Step 1:

Log in to the [ICEGATE Portal](https://iceservices.icegate.gov.in/) using your respective user credentials.

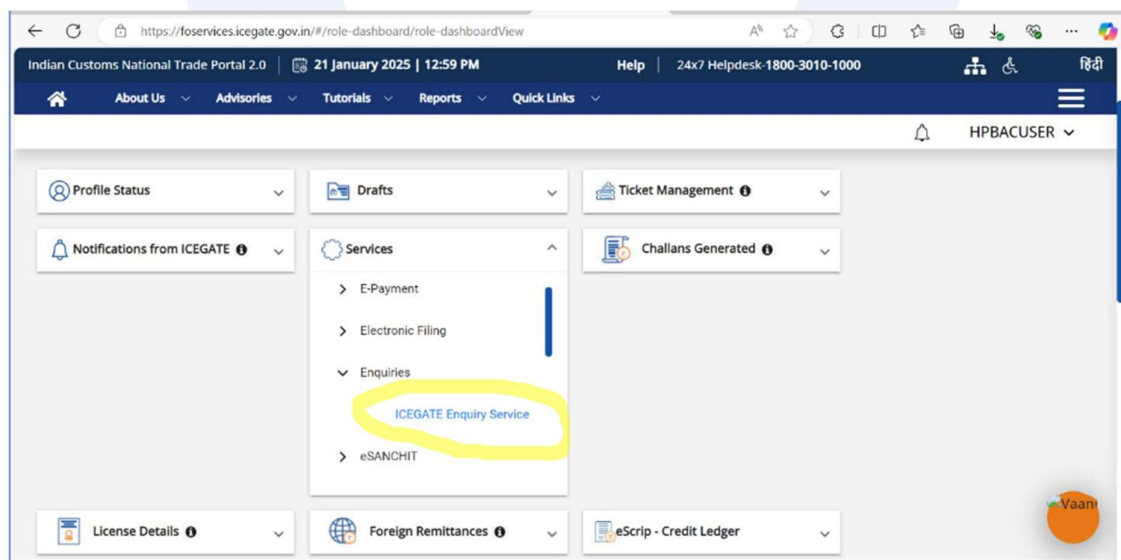
Step 2:

Once logged in, click on the “**Services**” widget available on the dashboard.



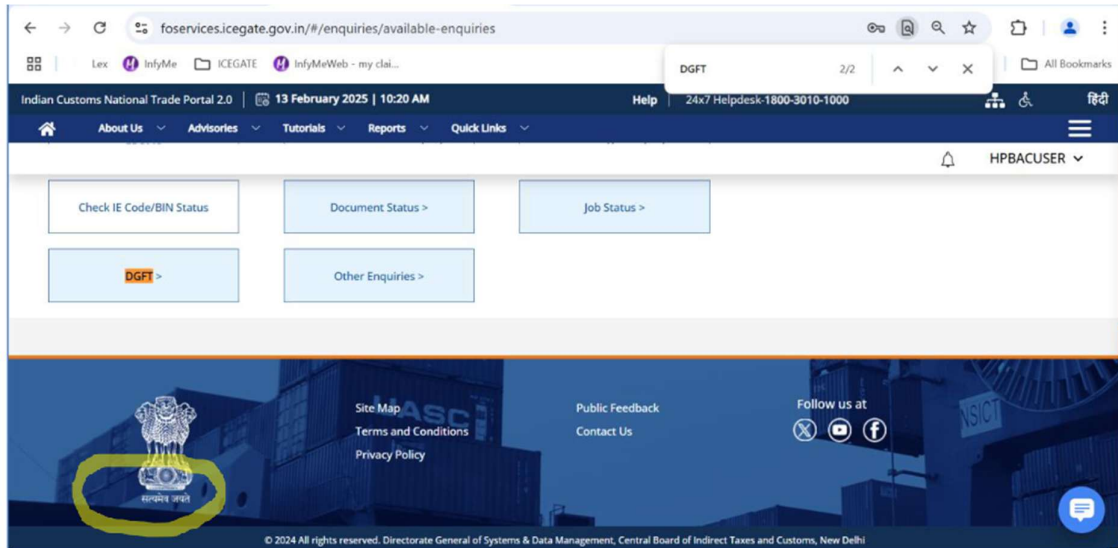
Step 3:

Navigate to the “**Enquiries**” section and click on “**ICEGATE Enquiry Service.**”



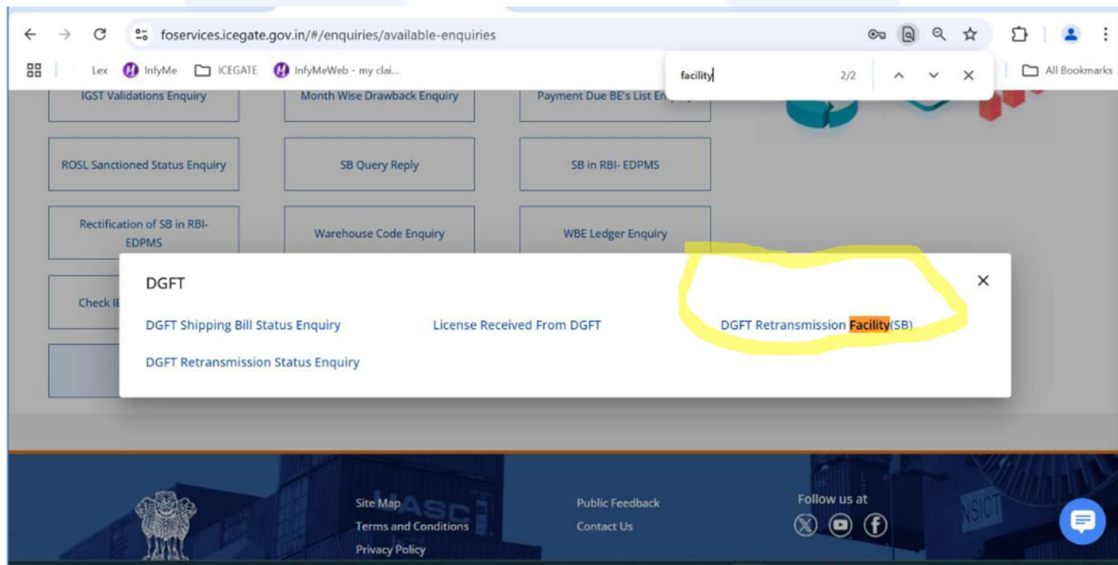
Step 4:

Select the “DGFT” enquiry option from the available list.



Step 5:

Click on “DGFT Retransmission Facility (SB)” to proceed.



Step 6:

Fill in all the mandatory fields with the correct Shipping Bill details:

- **(i)** Shipping Bill Date (SB Date)
- **(ii)** Shipping Bill Number (SB Number)
- **(iii)** Port Code
- **(iv)** Importer Exporter Code (IEC)

The screenshot shows the ICEGATE 2.0 web portal. The browser address bar displays `foservices.icegate.gov.in/#/enquiries/retransmission-enquiry`. The page header includes the Ministry of Finance logo, the ICEGATE 2.0 logo, and the text "INDIAN CUSTOMS NATIONAL TRADE PORTAL". The navigation menu includes "About Us", "Advisories", "Tutorials", "Reports", and "Quick Links". The user is logged in as "HPBACUSER". The main content area is titled "DGT Retransmission Facility(SB)". Below this, there is a form with four mandatory fields, each marked with a red asterisk:

- SB Date ***: A date picker field showing "DD-MM-YYYY".
- SB Number ***: A text input field.
- Port Code ***: A dropdown menu.
- IEC Code ***: A text input field.

A blue chat bubble icon is visible in the bottom right corner of the form area.

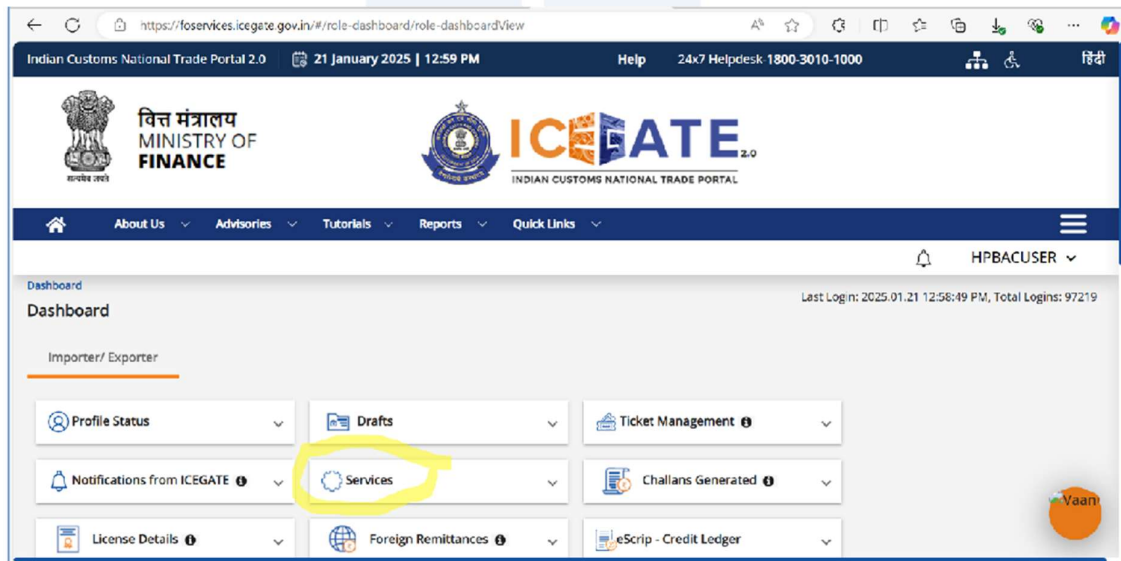
How to Check Retransmission Status of Shipping Bills

After submitting the Shipping Bill (SB) details for re-transmission, exporters can easily track the status of their request through the ICEGATE Portal. Follow the steps below to check the **Retransmission Status**:

Step-by-Step Process:

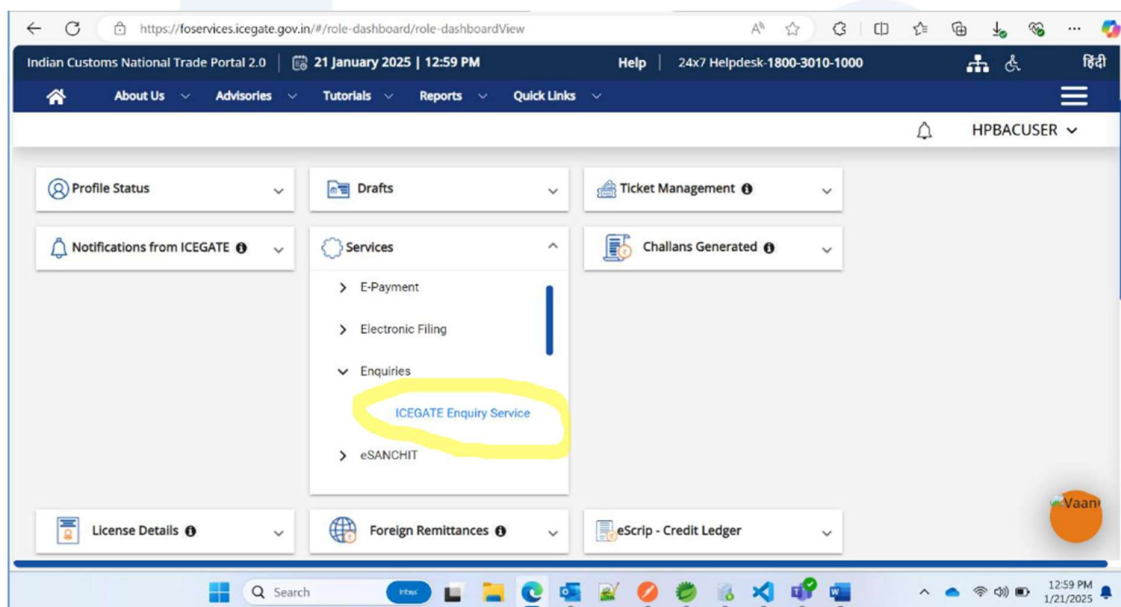
Step 1:

Log in to the [ICEGATE Portal](https://iceservices.icegate.gov.in/) using your credentials.



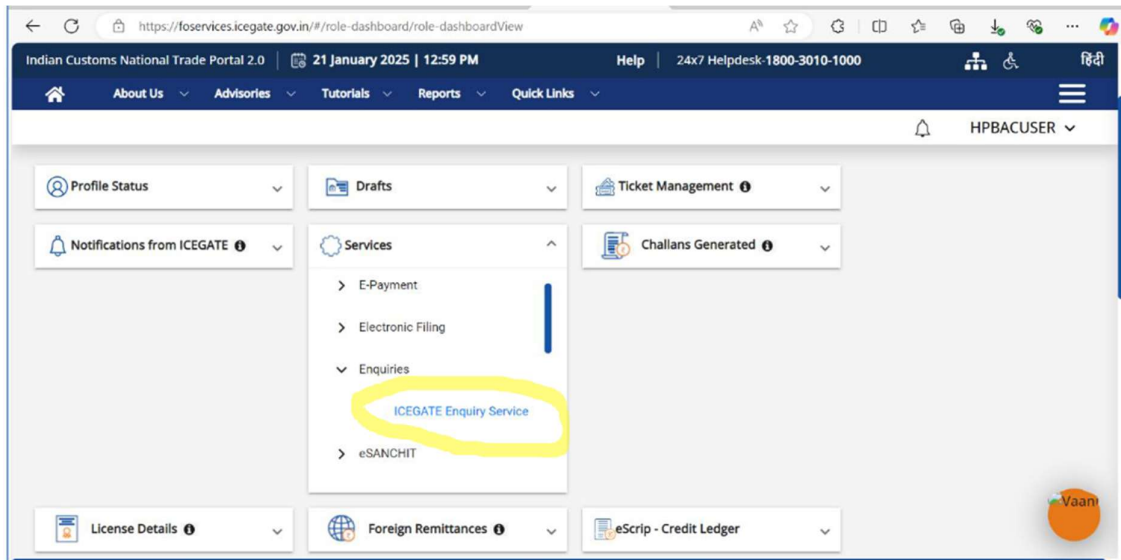
Step 2:

Click on the “Services” widget on the homepage.



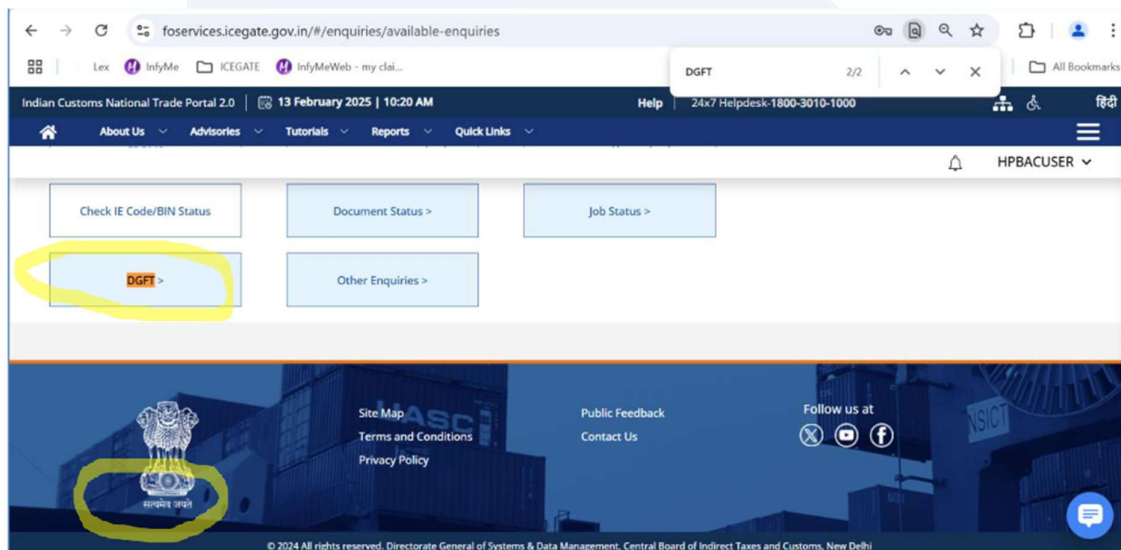
Step 3:

Navigate to the “Enquiries” section and click on “ICEGATE Enquiry Service.”



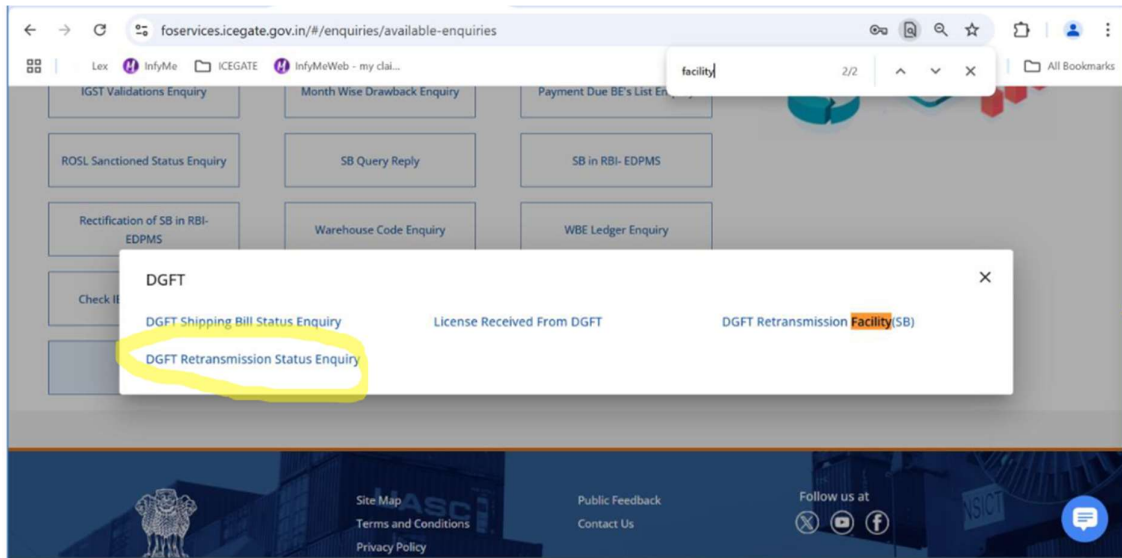
Step 4:

Select the “DGFT” option from the available menu.



Step 5:

Click on “DGFT Retransmission Status Enquiry.”



Step 6:

Fill in the mandatory fields with accurate details:

- **(i)** Shipping Bill Number (SB Number)
- **(ii)** Shipping Bill Date (SB Date)
- **(iii)** Port Code
- **(iv)** Importer Exporter Code (IEC)

Dashboard > Enquiries > DGFT Retransmission Status Enquiry

DGFT Retransmission Status Enquiry

SB Number <input type="text" value="SB Number"/>	SB Date <input type="text" value="DD-MM-YYYY"/>	Port Code <input type="text" value=""/>	IEC Code <input type="text" value="Enter IEC Code"/>
--	---	---	--

Note:

1. Only status of those retransmission will be available which have been done from Retransmission enquiry.
2. User can check the status of re-transmitted SB after 48 hours from Retransmission enquiry.

Possible Status Messages

Upon submission, the system may display one of the following status messages:

- **Invalid Shipping Bill No/Date:** The SB number or date entered is incorrect.
- **EGM not filed:** The Export General Manifest (EGM) has not been filed.
- **Shipping Bill is provisionally assessed:** The SB is pending finalization.
- **EGM date must be less than today's date:** Ensure the EGM date is earlier than the current date.
- **Shipping Bill already recorded for DGFT transmission today:** The SB has already been queued for transmission.
- **Shipping Bill does not contain LIC/DEPB/DFIA/ROSCTL/DBK Scroll is not generated/ROSCTL claim is present:** Specific incentive-related data or scroll generation is pending.